

Course in RP Phonetics

Derek Rogers

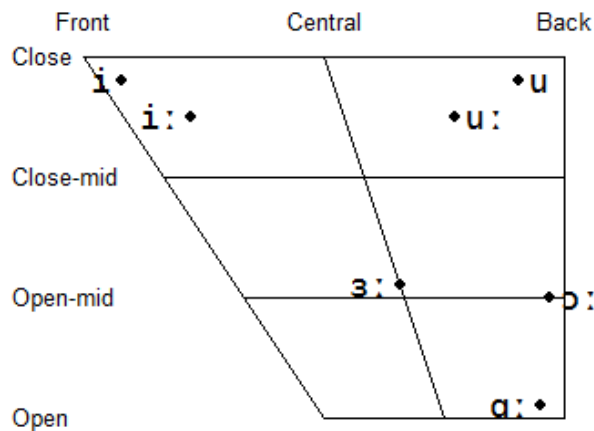
This course teaches all the sounds and phonetic symbols of RP English. It runs over four separate one-hour lessons. This is the workbook for it.

- Each student is given this printed workbook, which they should keep as a record of their achievement. Workbooks can also be downloaded and printed from *www.derek.uk*.
- The printed workbook is designed to open flat, showing the two pages for each lesson side by side.
- Also at *www.derek.uk* are recordings of the four dictations that are given, one in each lesson. The answers to the dictations are posted on the website after the dictation has been given.

You may also find Derek Rogers' *Language Engine: English Pronunciation* useful. It can be downloaded from:

www.derek.uk/language-materials/language-engine-downloads.htm

Lesson 1 Page 1



Symbols

Vowels: **i** HAPP*Y*, **u** CAS*U*AL

Vowels: **i:** FLEECE, **u:** GOOSE, **ɜ:** NURSE, **ɔ:** THOUGHT, **ɑ:** BATH

Sp-con: **tʃ** CHIN, **dʒ** GIN, **θ** THIN, **ð** THIS

Nm-con: **b**, **d**, **f**, **g**

Examples

1. A happi, clappi chappi. 2. A mutual virtual mortuary. 3. Thri: chi:p si:ts. 4. Whu:se bu:ts and shu:es did they chu:se? 5. The ɜ:ly bɜ:d catches the wɜ:m! 6. We fɔ:ght a sho:rt wɔ:r. 7. The la:st pa:rt of the a:fternoon. 8. tʃaps patʃing the pitʃ. 9. dʒohn is cadʒing a new badʒ. 10. θink noθing of his wraθ. 11. ðere's no oðer way to baðe.

Syllables

- | | | | | |
|-----------|-----------|-----------|-----------|----------|
| 1. ba:tʃ | 2. tʃɜ: | 3. tʃɜ:dʒ | 4. ga: | 5. tʃɜ:g |
| 6. dʒu:g | 7. θi:θ | 8. fɜ:g | 9. gu:f | 10. da:θ |
| 11. ðɔ: | 12. dʒɔ:d | 13. di:d | 14. bu:di | 15. ɜ:ð |
| 16. dʒɜ:g | 17. ðɔ:θ | 18. ði:d | 19. fa:θ | 20. bɔ:g |

Reading

When I fɜ:st mu:ved into my house, it was, quite simpli, a mess. I don't mi:n ðat it was untidi - ɔ:lðough it was - but ðat it was a tattɪ, tɔ:dri dump. ɔ:ll of ðe wɔ:lls were coated wið wood-tʃip; ðe bedru:m, painted white and da:k blu: wið gloss pink woodwɜ:k, ofset niceli by grey, industrial ca:pet tiles... *continues*

Lesson 1 Page 2

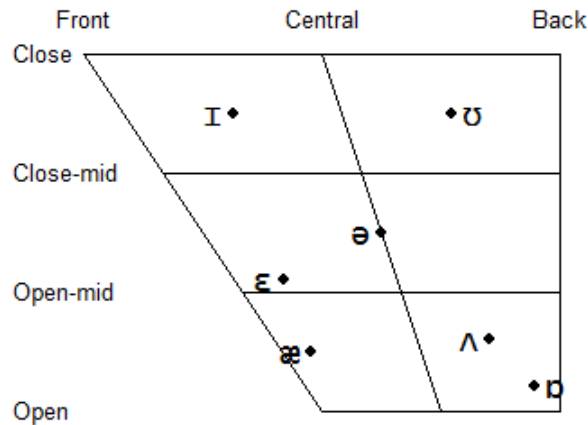
Copy and say each group of symbols until the line is full:

i:
ɜ:
ɑ:
ɔ:
u:
i
u
tʃ
dʒ
θ
ð

Dictation:

1.	2.	3.	4.
5.	6.	7.	8.
9.	10.	11.	12.
13.	14.	15.	16.
17.	18.	19.	20.

Lesson 2 Page 1



Symbols

Vowels: i KIT, ε DRESS, æ TRAP, ɒ LOT

Vowels: ʌ STRUT, ʊ FOOT, ə COMM*A*

Sp-con: ʃ SHIN, ʒ MEASURE

Nm-con: h, k, l

Examples

1. Pick up this stick. 2. The red bed went. 3. Fæt chæps ræn bæckwards. 4. John shɒt a lɒt of fɒxes. 5. Hʌg your mʌther with lʌve. 6. Crʊks that lʊk gʊd. 7. Undər, ovər ɛnd əlɒŋ. 8. ʃake a fleʃy fiʃ. 9. Meəʒure the treəʒure at your leiʒure.

Syllables

- | | | | | |
|---------|---------|---------|---------|----------|
| 1. kɒl | 2. ʃɛʃ | 3. əlʌl | 4. hɒʒ | 5. lɪʃ |
| 6. kʌʃ | 7. hɪkə | 8. hælə | 9. ʒʊʃ | 10. kæʃ |
| 11. ʃɛk | 12. ʃʊk | 13. ʃɪl | 14. ʒæl | 15. əkiʒ |
| 16. ʃɛʒ | 17. hɪl | 18. hæʃ | 19. ʃʊʒ | 20. ʃɛk |

Reading

...ðə hɔ:l wəs gri:n, æppəl-gri:n, wið mɒss-kʌləd kɔvɪŋ ɛnd ə riət əf paɪsli kɑ:pɪtɪŋ; wɛn wi kame tə stri:p ðə wɔ:ls, wi: faʊnd ðæt ə pɒlɪmə-based paɪnt hɛd bɪn (y)u:sɪd, rɪd(y)u:cɪŋ ðə hɔ:lweɪ tu ə ri:kɪŋ kæskade əf mʌltɪʃ ɛnd lɪkɪd plæstɪk... continues

Lesson 2 Page 2

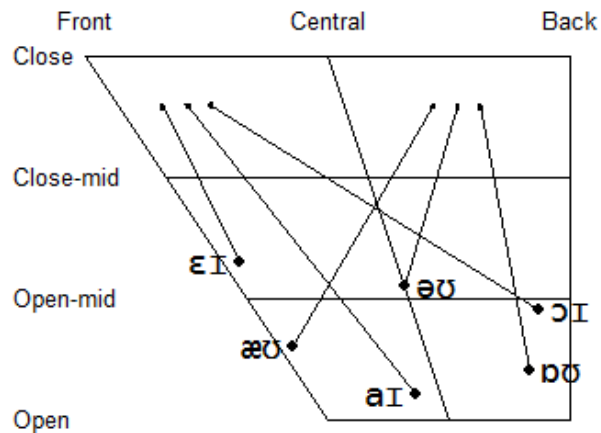
Copy and say each group of symbols until the line is full:

I
ε
æ
ɒ
ʌ
ʊ
ə
ɜ
ʒ

Dictation:

1.	2.	3.	4.
5.	6.	7.	8.
9.	10.	11.	12.
13.	14.	15.	16.
17.	18.	19.	20.

Lesson 3 Page 1



Symbols

Vowels: **εɪ** FACE, **æʊ** MOUTH, **aɪ** PRICE

Vowels: **ɒʊ** GOAL, **ɔɪ** CHOICE, **əʊ** GOAT

Sp-con: **ŋ** THI*NG*, **j** YES, **ɹ** RORY

Nm-con: **n, m, p, s**

Examples

1. **Jεɪ**ke is in a str**εɪ**nge pl**εɪ**ce. 2. The **hæʊ**se is on a **ræʊ**ndab**æʊ**t **næʊ**. 3. **aɪ** la**ɪ**ke Fa**ɪ**ve La**ɪ**ve! 4. My **ɒʊ**l of soup is wh**ɒʊ**lly **ɒʊ**ld. 5. A **nɔɪ**sy **nɔɪ**se ann**ɔɪ**s an **ɔɪ**ster. 6. **Həʊ**ly **Məʊ**ses, where's my **gəʊ**t **rəʊ**med to? 7. Ba**ŋ** a **gŋ**. 8. Did **j**anni re-**j**use **j**our **j**o**j**o? 9. **J**ay ca**ɹ**ied **h**e**ɹ** ap**ɹ**on and her shoes.

Syllables

- | | | | |
|-----------------|----------------|-----------------|-----------------|
| 1. nəʊm | 2. pεɪp | 3. jεɪm | 4. nəɪn |
| 5. mɒʊl | 6. nɔɪm | 7. pəʊn | 8. εɪn |
| 9. sɒʊl | 10. əʊn | 11. mεɪm | 12. nəʊn |
| 13. əʊm | 14. jəɪ | 15. mæʊl | 16. ɹɔɪp |
| 17. nəɪp | 18. εɪ | 19. mεɪl | 20. εɪl |

Reading

...**ðə** **lɪ**vɪŋ **ju:m** **hæd** **ɪ**ts **ɹ**əʊse-pɪŋk wɔ:ls **ɒ**fsɛt **b**aɪ **ə** **b**are
ɹɔ:ɪt **ð**æt **h**æd **l**ɒs **m**əʊst **ɒ**v **ɪ**ts **p**aɪl, **ə**nd **ɛ**z **ə** **h**əʊl,
ðə **h**əʊs **h**æd **w**ɔ:ls **ð**æt **w**ə **ə** **b**ɪldəs **n**aɪtmare: **h**ɔ:shair
pla:stə, **b**ɪk, **k**ŋkɹi:t, **b**ɪ:se **bl**ɒk **ə**nd **st**i:l. **ə** **v**ɪkto:ɹiən
tenəmənt, **b**ɒm **d**æmɪdʒ **h**æd **pl**εɪd **h**ævək **w**ɪð **ɪ**ts **st**əbɪləti...

continues

Lesson 3 Page 2

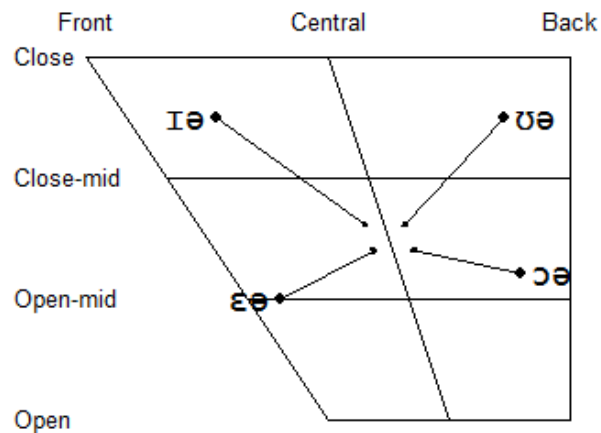
Copy and say each group of symbols until the line is full:

εΙ
æϋ
αΙ
οϋ
οΙ
əϋ
η
ι
ι

Dictation:

1.	2.	3.	4.
5.	6.	7.	8.
9.	10.	11.	12.
13.	14.	15.	16.
17.	18.	19.	20.

Lesson 4 Page 1



Symbols

Vowels: Iə NEAR, Eə SQUARE, ɔə DOOR, Uə CURE

Sp-con: ʔ BU*TT*ER, ' A-LONG, ɹ LITTLE

Nm-con: t, v, w, z

Examples

1. Iəs are sIəriously wIəd. 2. A fEə shEər of wEər and tEə.
 3. It's yɔə dɔə but their flɔə! 4. It was cUərious how long
 the cUəre endUəd. 5. The faʔ caʔs cannoʔ be righʔ. 6.
 'Permit or per'mit? Pro'test or 'protest? 7. A littlɹ kitten
 in the kettle.

Syllables

- | | | | |
|----------|-----------|----------|----------|
| 1. vEə | 2. zIə | 3. tIə | 4. spEəd |
| 5. tUə | 6. Iəd | 7. Eəd | 8. wUəd |
| 9. spɔəz | 10. stIə | 11. tUəz | 12. ɔə |
| 13. ɔəd | 14. stEəd | 15. Eə | 16. vIə |
| 17. vɔə | 18. Uə | 19. spEə | 20. zUəz |

Reading

... 'wɑɪ dʊ aɪ 'lɪv hɪə - bɪkɔz aɪ 'tɜ:ndɪt 'ɪntu maɪ 'həʊm.
 ə 'lɒŋ drɔ:n aʊt 'prəʊses - 'tu: dʒɪəz 'dæʊn ðə 'laɪn ən 'næʊ
 ɪt rɪ'zembɪz 'sʌmθɪŋ aɪ wɒd 'wɒnʔ tə 'lɪv ɪn. 'næʊ 'ɔ:l ðəʔ
 rɪ'meɪnz ɪz tə 'gʌʔ ðə 'kɪtʃɪn - ɪt'self ə 'dɔ:ntɪŋ 'tɑ:sk -
 ɛnd wɛn aɪm 'fɪnɪʃt, aɪl 'prɒbəbɪli 'mu:v.

Lesson 4 Page 2

Copy and say each group of symbols until the line is full:

Iə
ɛə
ɔə
ʊə
ʌ?ə
ə'gəʊ
ɪt̩l̩

Dictation:

1.	2.	3.	4.
5.	6.	7.	8.
9.	10.	11.	12.
13.	14.	15.	16.
17.	18.	19.	20.

wɛn aɪ 'fɜːs muːvd 'ɪntə maɪ 'hæʊs, ɪt 'wɒz,
 kwaɪt 'sɪmplɪ, ə 'mɛs. aɪ 'dɒʊnt 'miːn ðəd
 ɪt wəz ʌn'taɪdɪ, ɔːldəʊ ɪt 'wɒz, bət ðəd ɪt
 wəz ə 'tæti, 'tɔːdʒi 'dʌmp. 'ɔːl əv ðə
 'wɔːlz wə 'kəʊtɪd wɪð 'wʊdtʃɪp; ðə 'bɛdʒʊm
 pɛɪntɪd 'waɪt ŋ dɑːk bluː, wɪð 'glɒs pɪŋk
 'wʊdwɜːk 'ɒfset 'naɪsli baɪ 'ɡreɪ
 ɪn'dʌstɪəl 'kɑːpɪt 'taɪlz. ðə 'hɔːl wəz
 'ɡruːn, 'æpl̩ɡruːn, wɪð 'mɒs kləd 'kəʊvɪŋ ən
 ə 'ʒaɪət əv 'preɪzli 'kɑːpɪtɪŋ. wɛn wɪ keɪm
 tə stɪp ðə 'wɔːlz, wɪ fæʊn ðəd ə 'pɒlɪmə
 beɪs 'pɛɪnt həd bɪn 'juːzd, ʒɪ'dʒuːsɪŋ ðə
 'hɔːweɪ tu ə 'ʒiːkɪŋ kæs'keɪd əv 'mʌltʃ ŋ
 'lɪkwɪd 'plæstɪk. ðə 'lɪvɪŋ ʒuːm həd ɪts
 'ʒəʊz pɪŋk 'wɔːlz ɒf'set baɪ ə 'bɛə bɹæʊŋ
 'kɑːpɪt ðət həd 'lɒs məʊst əv ɪts 'paɪl, ənd
 əz ə 'həʊl, ðə hæʊs həd 'wɔːlz ðət wə ə
 'bɪldəz 'naɪtməə - hɔːshɛə 'plɑːstə, 'bɹɪk,
 'kɒŋkɹɪt, 'bɹiːz blɒk ŋ 'stiːl. ə
 vɪk'tɔːʒɪən 'tɛnəmənt, 'bɒm dæmɪdʒ həd plɛɪd
 'hævək wɪð ɪts stə'bɪləti. 'waɪ dʊ aɪ 'lɪv
 hɪə - bɪkɒz aɪ 'tɜːnd ɪt 'ɪntu maɪ 'həʊm. ə
 'lɒŋ dʒɔːn æʊt 'pɹəʊsɛs - 'tuː ʒɪəz 'dæʊn ðə
 'laɪn ən 'næʊ ɪt ʒɪ'zɛmbʌlz 'sʌmθɪŋ aɪ wʊd
 'wɒnt tə 'lɪv ɪn. 'næʊ 'ɔːl ðət ʒɪ'mɛɪnz ɪz
 tə 'ɡʌt ðə 'kɪtʃɪn - ɪt'sɛlf ə 'dɔːntɪŋ
 'tɑːsk - ənd wɛn aɪm 'fɪnɪʃt, aɪl 'pɹɒbəbli
 'muːv. - Sam de Smith.